

SAFE HANDLING OF MULTI-TRIP BULK BAGS

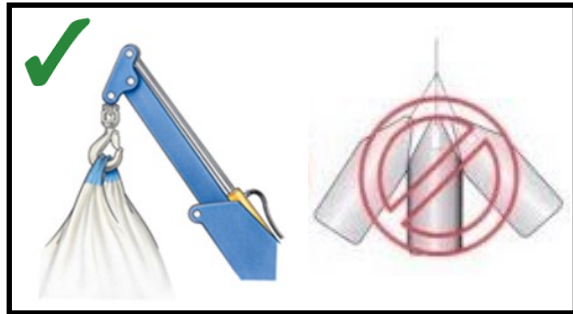
Please read below and follow these safety instructions:

- Visually inspect the bag for any visible damage particularly any rips, tears or major frays in the lifting straps. If these straps are damaged - do not try to lift the bag.
- If you are using a forklift or tractor forks ensure the mast is tilted slightly back and the straps are securely placed in the v of the forks. If you are using a Hiab or Crane the straps must be locked evenly into a lifting hook.
- Check all lifting weights are within safe working loads and all persons are clear of loading areas.

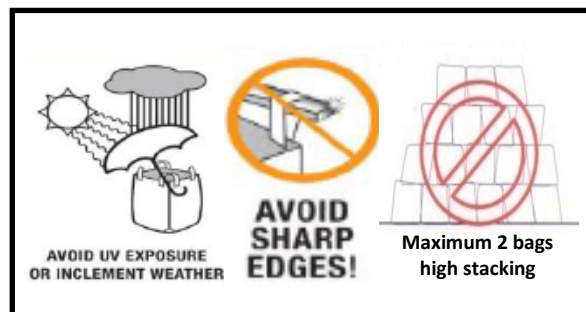

Forklift & Tractor Forks



Crane or Hiab Hook



- Untuck the spout cover flap on the bottom of the bag.
- Pull the spout nozzle clear.
- Untie the spout string to let the product flow. Always untie the bottom rope as cutting can lead to damage to the base & spout area of the bag.
- If the spout is left partially tied the flow rate of the product can be controlled. To increase loosen the rope on the bottom of the bag.



CAUTION: Never stand under a suspended bulk bag ALWAYS untie and operate from one side